


OPERATING INSTRUCTIONS

REMOTE CONTROLLER

SANSUI SRC-6



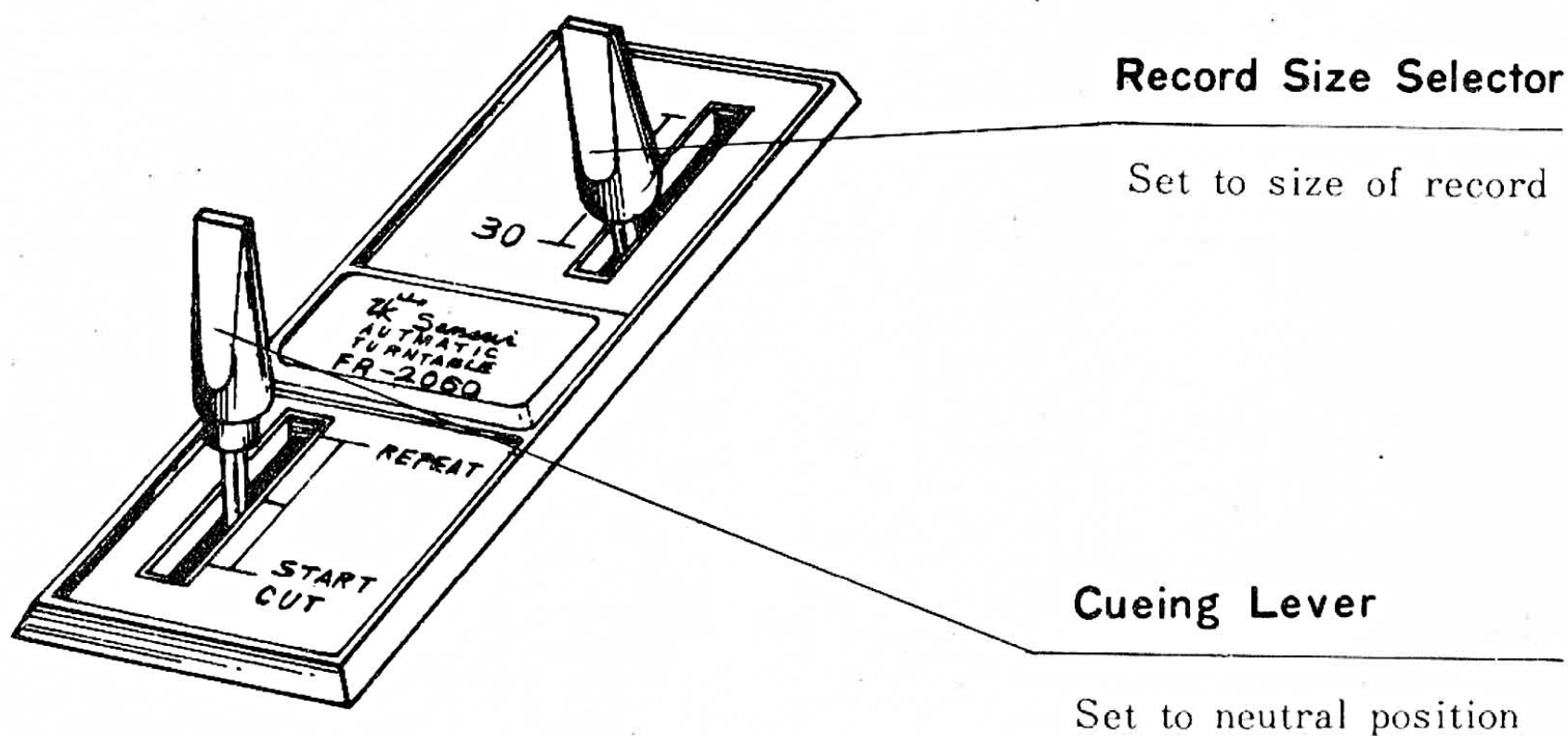
Sansui

SANSUI ELECTRIC CO., LTD.

The SRC-6 is a remote controller designed for use with Sansui's automatic turntables. It lets you operate them from a distance of up to three meters (approx. 10 feet). To take full advantage of the convenience, please read the following instructions once carefully.

SET UP YOUR SANSUI TURNTABLE FIRST

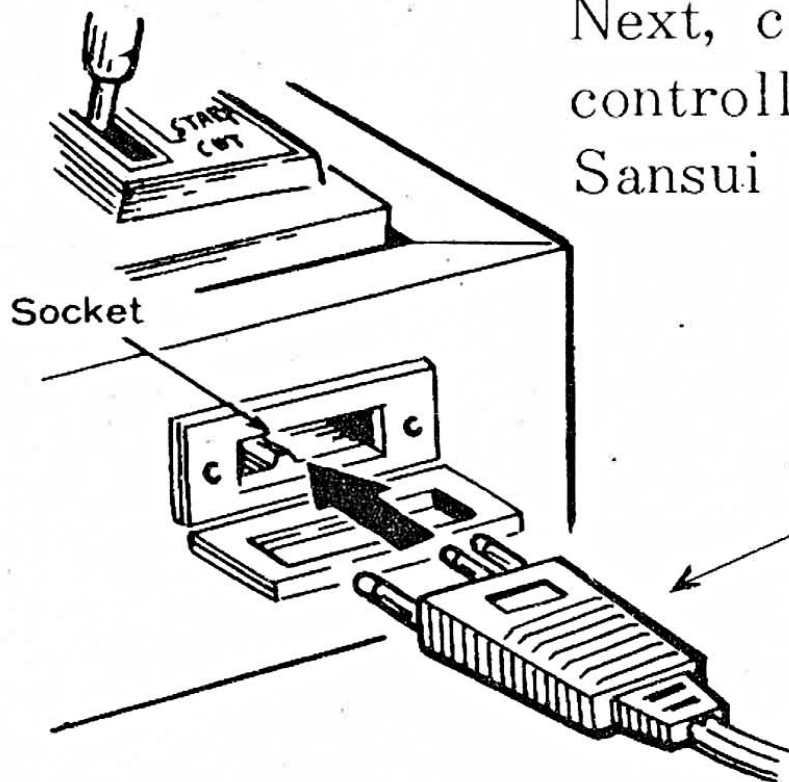
Set the Record Size Selector of your Sansui automatic turntable to the correct size (30, 25 or 17cm or 12, 10 or 7") of the record you wish to play. Also set its Cueing Lever in the upright neutral position, as shown below.



Caution: Be sure to set the Cueing Lever to the neutral position without failure. If you leave it in either REPEAT or START/CUT position, the SRC-6 will not work properly.

CONNECT THE SRC-6

Next, connect the SRC-6 to the remote controller socket on the front of your Sansui automatic turntable, as shown.

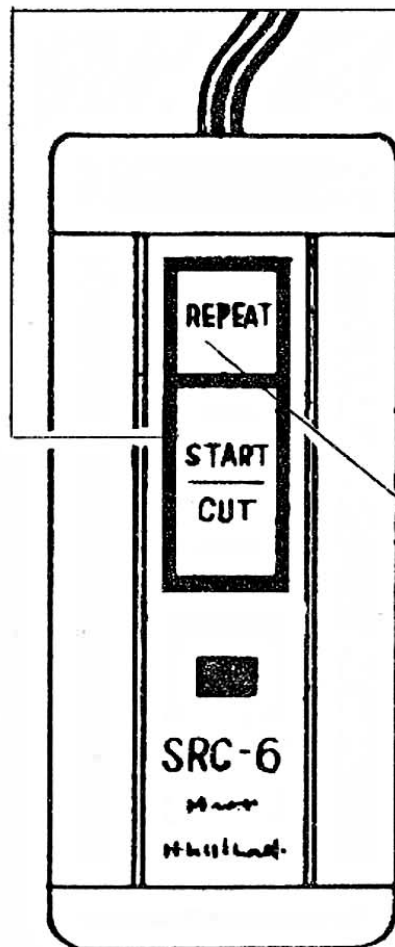


Connecting Plug

Insert into socket on front of turntable. Insert plug so that its concave lead-in groove fits convexity on bottom of socket.

OPERATING PROCEDURE

START/CUT Button



Push this button and the automatic mechanism of your turntable will go into operation and begin to play the record. Push it at any time while the turntable is operating, and the tonearm will be rejected, automatically rising off the record and returning to the tonearm rest.

REPEAT Button

Push this button and it will lock itself. Your turntable will then continue to play the record over and over again until you stop it. To stop it, push the START/CUT Button. The REPEAT Button will be unlocked, and the tonearm will rise off the record at once, return to the tonearm rest and shut off by itself.

SPECIFICATIONS

Dimensions: 54 mm W x 29 mm H x 128 mm D

Weight: 300 gr

Accessory: 3-meter (approx. 10-foot) long connecting cable

Note:

- 1) Do not ever disassemble the SRC-6, or it may fail to function properly after reassembly.
- 2) The design and specifications of the SRC-6 are subject to change without notice for improvements.



SANSUI ELECTRIC CO., LTD

14-1, 2-chome, Izumi, Suginamiku, Tokyo 168, Japan.
TELEPHONE: (03) 323-1111/TELEX: 232-2076
